



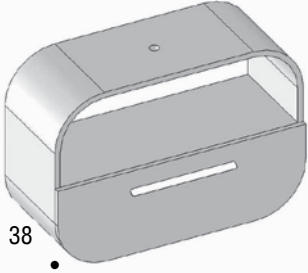
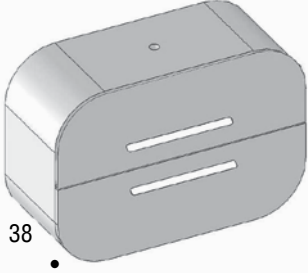
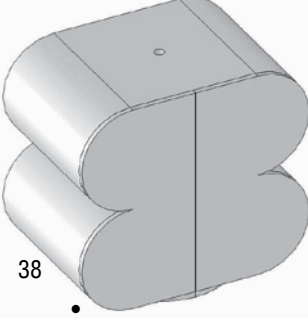


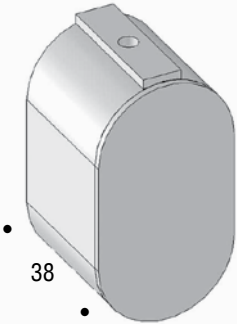
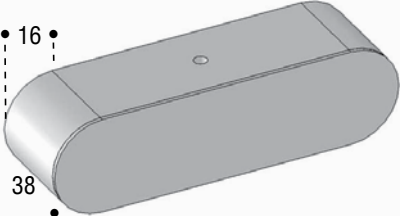
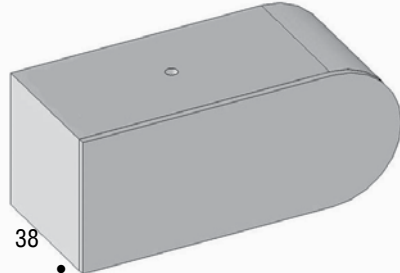
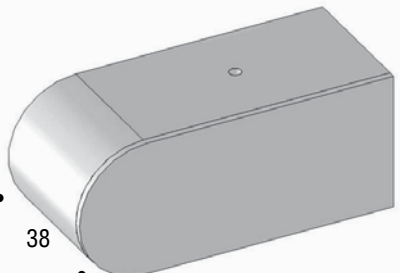
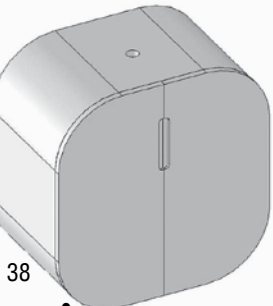
FLUX_US

MODULAR COLLECTION WITH
PECULIAR CURVED LINES.
AVAILABLE MAT/GLOSSY
LACQUERED AND WOOD VENEERED


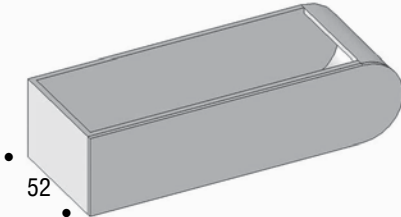
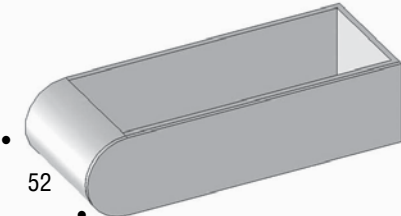
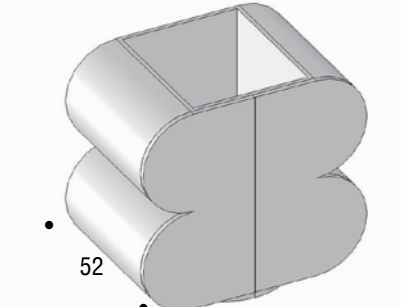
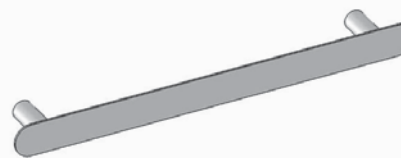
IMPORTANT:
THE ELEMENTS ARE NOT AVAILABLE EBONY,
TEAK, LIGHT/DARK AND ASH GREY ZEBRA
WOOD VENEERED.

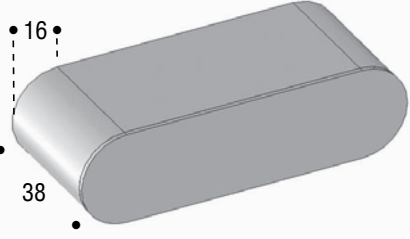
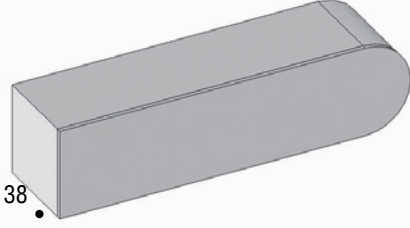
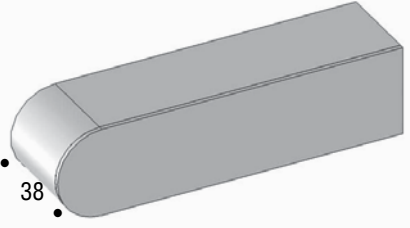
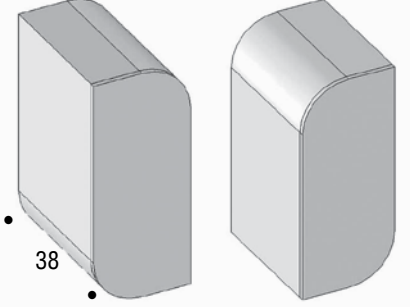
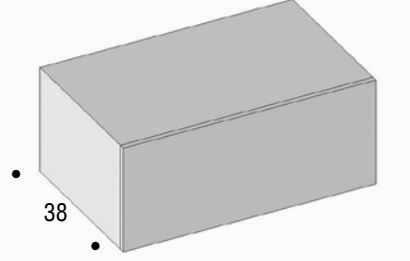


Element	Art.	Width	Height	Mat Lacq.	Glossy Lacq.	Veneered
 <p>base unit w/plinth, 1 l-r door</p>	FL1A (to be leaned to the wall)	36	74	avail.	avail.	avail.
 <p>base unit w/plinth, 1 l-r door</p>	FL1B (for open spaces, w/ towel bar)	36	74	avail.	avail.	avail.
 <p>base unit w/feet, 1 basket/flap door</p>	FL12	90	74	drawers avail. flap door avail.	drawers avail. flap door avail.	drawers avail. flap door avail.
 <p>base unit w/feet, 2 drawers</p>	FL12A	90	74	avail.	avail.	avail.
 <p>base unit w/plinth, 2 doors</p>	FL13	80	77	avail.	avail.	avail.

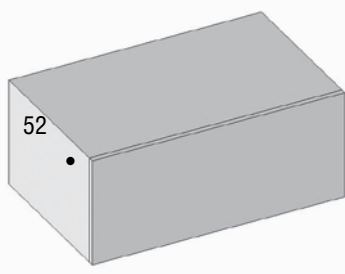
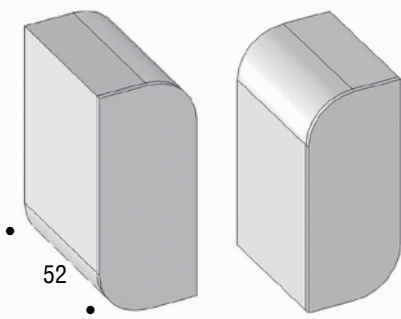
Element	Art.	Width	Height	Mat Lacq.		Glossy Lacq.		Veneered	
 <p>38 hanging base unit, 1 l-r door</p>	FL1	36	64	avail.		avail.		avail.	
 <p>16 38 hanging base unit, 1 basket/flap door</p>	FL2 FL3 FL4 FL5 FL6 FL7 FL8 FL9 FL10	80 90 100 110 120 130 140 150 160	36 36 36 36 36 36 36 36 36	drawers avail. avail. avail. avail. avail. avail. avail. avail. avail.	flap door avail. avail. avail. avail. - - - - -	drawers avail. avail. avail. avail. avail. avail. avail. avail. avail.	flap door avail. avail. avail. avail. - - - - -	drawers avail. avail. avail. avail. avail. avail. avail. avail. avail.	flap door avail. avail. avail. avail. - - - - -
 <p>38 hanging base unit, 1 basket/flap door</p>	FL14 FL15 FL16 FL17 FL18 FL19 FL20	74 94 104 114 124 134 144	36 36 36 36 36 36 36	drawers avail. avail. avail. avail. avail. avail.	flap door avail. avail. avail. - - -	drawers avail. avail. avail. avail. avail. avail.	flap door avail. avail. avail. - - -	drawers avail. avail. avail. avail. avail. avail.	flap door avail. avail. avail. - - -
 <p>38 hanging base unit, 1 basket/flap door</p>	FL21 FL22 FL23 FL24 FL25 FL26 FL27	74 94 104 114 124 134 144	36 36 36 36 36 36 36	drawers avail. avail. avail. avail. avail. avail.	flap door avail. avail. avail. - - -	drawers avail. avail. avail. avail. avail. avail.	flap door avail. avail. avail. - - -	drawers avail. avail. avail. avail. avail. avail.	flap door avail. avail. avail. - - -
 <p>38 hanging base unit 2 doors</p>	FL11	60	64	avail.		avail.		avail.	

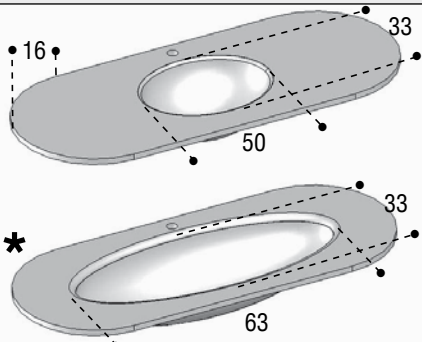
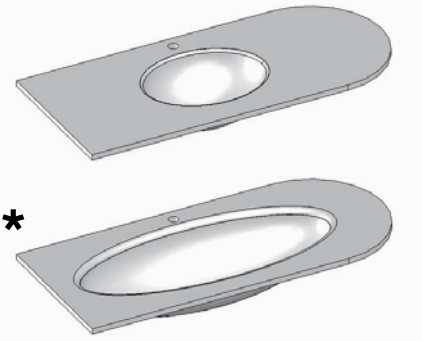
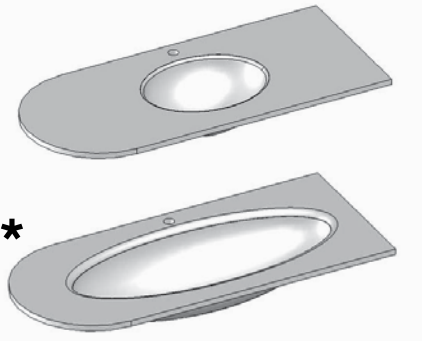
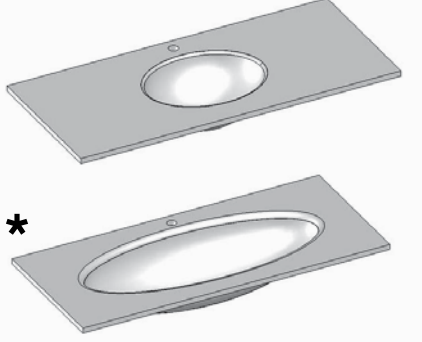
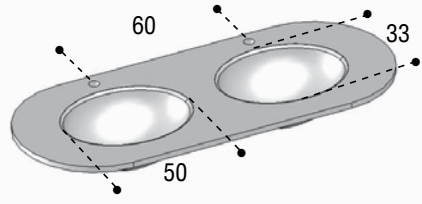
FLUX_US

Element	Art.	Width	Height	Mat Lacq.	Glossy Lacq.	Veneered
 <p>base unit 1 basket</p>	<p>FL28</p> <p>FL29</p> <p>FL30</p> <p>FL31</p> <p>FL32</p> <p>FL33</p> <p>FL34</p> <p>FL35</p>	<p>90</p> <p>100</p> <p>110</p> <p>120</p> <p>130</p> <p>140</p> <p>150</p> <p>160</p>	<p>36</p> <p>36</p> <p>36</p> <p>36</p> <p>36</p> <p>36</p> <p>36</p> <p>36</p>	<p>avail.</p> <p>avail.</p> <p>avail.</p> <p>avail.</p> <p>avail.</p> <p>avail.</p> <p>avail.</p> <p>avail.</p>	<p>avail.</p> <p>avail.</p> <p>avail.</p> <p>avail.</p> <p>avail.</p> <p>avail.</p> <p>avail.</p> <p>avail.</p>	<p>avail.</p> <p>avail.</p> <p>avail.</p> <p>avail.</p> <p>avail.</p> <p>avail.</p> <p>avail.</p> <p>avail.</p>
 <p>base unit 1 basket</p>	<p>FL36</p> <p>FL37</p> <p>FL38</p> <p>FL39</p> <p>FL40</p> <p>FL41</p> <p>FL42</p>	<p>74</p> <p>94</p> <p>104</p> <p>114</p> <p>124</p> <p>134</p> <p>144</p>	<p>36</p> <p>36</p> <p>36</p> <p>36</p> <p>36</p> <p>36</p> <p>36</p>	<p>avail.</p> <p>avail.</p> <p>avail.</p> <p>avail.</p> <p>avail.</p> <p>avail.</p> <p>avail.</p>	<p>avail.</p> <p>avail.</p> <p>avail.</p> <p>avail.</p> <p>avail.</p> <p>avail.</p> <p>avail.</p>	<p>avail.</p> <p>avail.</p> <p>avail.</p> <p>avail.</p> <p>avail.</p> <p>avail.</p> <p>avail.</p>
 <p>base unit 1 basket</p>	<p>FL43</p> <p>FL44</p> <p>FL45</p> <p>FL46</p> <p>FL47</p> <p>FL48</p> <p>FL49</p>	<p>74</p> <p>94</p> <p>104</p> <p>114</p> <p>124</p> <p>134</p> <p>144</p>	<p>36</p> <p>36</p> <p>36</p> <p>36</p> <p>36</p> <p>36</p> <p>36</p>	<p>avail.</p> <p>avail.</p> <p>avail.</p> <p>avail.</p> <p>avail.</p> <p>avail.</p> <p>avail.</p>	<p>avail.</p> <p>avail.</p> <p>avail.</p> <p>avail.</p> <p>avail.</p> <p>avail.</p> <p>avail.</p>	<p>avail.</p> <p>avail.</p> <p>avail.</p> <p>avail.</p> <p>avail.</p> <p>avail.</p> <p>avail.</p>
 <p>base unit w/plinth, 2 doors</p>	<p>FL50</p>	<p>80</p>	<p>77</p>	<p>avail.</p>	<p>avail.</p>	<p>avail.</p>
 <p>handle/ bar for towels</p>	<p>FA1</p>	<p>50</p>	<p>4</p>	<p>* avail.</p> <p>* price of handle/towel bar =XX €</p>		

Element	Art.	Width	Height	Mat Lacq.	Glossy Lacq.	Veneered
 <p>base unit 1 basket</p>	FL51	80	36	avail.	avail.	avail.
	FL52	90	36	avail.	avail.	avail.
	FL53	100	36	avail.	avail.	avail.
	FL54	110	36	avail.	avail.	avail.
	FL55	120	36	avail.	avail.	avail.
	FL56	130	36	avail.	avail.	avail.
	FL57	140	36	avail.	avail.	avail.
	FL58	150	36	avail.	avail.	avail.
	FL59	160	36	avail.	avail.	avail.
 <p>base unit 1 basket</p>	FL60	74	36	avail.	avail.	avail.
	FL61	94	36	avail.	avail.	avail.
	FL62	104	36	avail.	avail.	avail.
	FL63	114	36	avail.	avail.	avail.
	FL64	124	36	avail.	avail.	avail.
	FL65	134	36	avail.	avail.	avail.
	FL66	144	36	avail.	avail.	avail.
 <p>base unit 1 basket</p>	FL67	74	36	avail.	avail.	avail.
	FL68	94	36	avail.	avail.	avail.
	FL69	104	36	avail.	avail.	avail.
	FL70	114	36	avail.	avail.	avail.
	FL71	124	36	avail.	avail.	avail.
	FL72	134	36	avail.	avail.	avail.
	FL73	144	36	avail.	avail.	avail.
 <p>base unit 1 l/r door</p>	FL74 (dx)	36	77	avail.	avail.	avail.
	FL75 (sx)	36	77	avail.	avail.	avail.
 <p>hanging base unit 1 basket</p>	FL76	48	36	avail.	avail.	avail.
	FL77	58	36	avail.	avail.	avail.
	FL78	68	36	avail.	avail.	avail.
	FL79	78	36	avail.	avail.	avail.
	FL80	88	36	avail.	avail.	avail.
	FL81	98	36	avail.	avail.	avail.
	FL82	108	36	avail.	avail.	avail.
	FL84	118	36	avail.	avail.	avail.
FL86	128	36	avail.	avail.	avail.	

FLUX_US

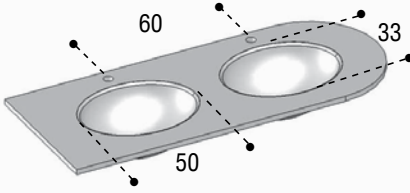
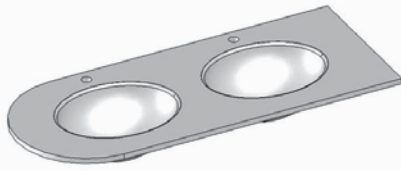
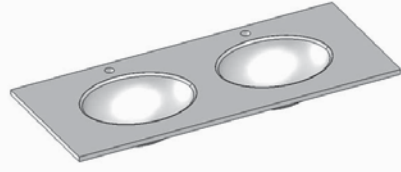
Element	Art.	Width	Height	Mat Lacq.	Glossy Lacq.	Veneered
 <p>hanging base unit 1 basket</p>	FL88	48	36	avail.	avail.	avail.
	FL89	58	36	avail.	avail.	avail.
	FL90	68	36	avail.	avail.	avail.
	FL91	78	36	avail.	avail.	avail.
	FL92	88	36	avail.	avail.	avail.
	FL93	98	36	avail.	avail.	avail.
	FL94	108	36	avail.	avail.	avail.
	FL96	118	36	avail.	avail.	avail.
	FL98	128	36	avail.	avail.	avail.
 <p>base unit 1 l/r door</p>	FL100 (dx)	36	77	avail.	avail.	avail.
	FL101 (sx)	36	77	avail.	avail.	avail.

Element	Art.	Width	Height	board w/basin for base unit	CAT.5 crystal glass colours	CAT.6 tecnoril mat/pol.	
 <p>crystal-made or tecnoril board w/basin</p>	FLT1	90	16	FL28	avail.	avail.	
	FLT2	100	16	FL29	avail.	avail.	
	FLT3	110	16	FL30	avail.	avail.	
	FLT4	120	16	FL31	avail.	avail.	
	FLT5	130	16	FL32	avail.	avail.	
	FLT6	140	16	FL33	avail.	avail.	
	FLT7	150	16	FL34	avail.	avail.	
	FLT8	160	16	FL35	avail.	avail.	
 <p>crystal-made or tecnoril board w/basin</p>	FLT9	74	16	FL36	avail.	avail.	
	FLT10	94	16	FL37	avail.	avail.	
	FLT11	104	16	FL38	avail.	avail.	
	FLT12	114	16	FL39	avail.	avail.	
	FLT13	124	16	FL40	avail.	avail.	
	FLT14	134	16	FL41	avail.	avail.	
	FLT15	144	16	FL42	avail.	avail.	
 <p>crystal-made or tecnoril board w/basin</p>	FLT16	74	16	FL43	avail.	avail.	
	FLT17	94	16	FL44	avail.	avail.	
	FLT18	104	16	FL45	avail.	avail.	
	FLT19	114	16	FL46	avail.	avail.	
	FLT20	124	16	FL47	avail.	avail.	
	FLT21	134	16	FL48	avail.	avail.	
	FLT22	144	16	FL49	avail.	avail.	
 <p>crystal-made or tecnoril board w/basin</p>	FLT23	68	16	FL29	avail.	avail.	
	FLT24	78	16	FL30-FL37-FL44	avail.	avail.	
	FLT25	88	16	FL31-FL38-FL45	avail.	avail.	
	FLT26	98	16	FL32-FL39-FL46	avail.	avail.	
	FLT27	108	16	FL33-FL40-FL47	avail.	avail.	
	FLT28	118	16	FL34-FL41-FL48	avail.	avail.	
	FLT29	128	16	FL35-FL42-FL49	avail.	avail.	
	 <p>crystal-made/tecnoril board w/2 basins</p>	FLT61	150	16	FL34	avail.	avail.
		FLT62	160	16	FL35	avail.	avail.

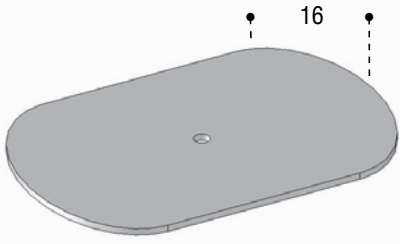
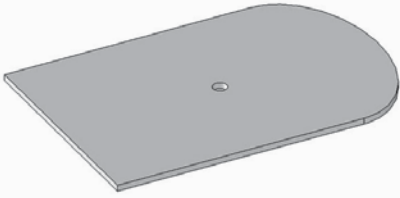
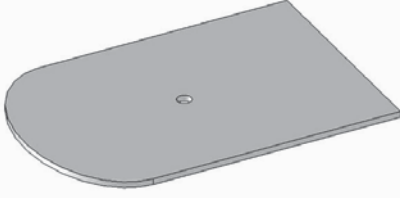
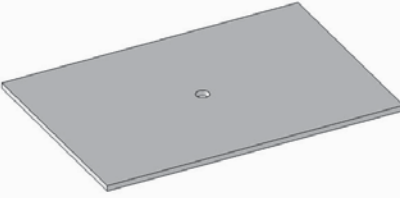
* THE BIG OVAL BASIN, 63 CM WIDE, IS AVAILABLE FOR 114 CM WIDE 114 BOARD OR WIDER

CRYSTAL-MADE OR TECNORIL BOARD W/BASIN **52 D.**

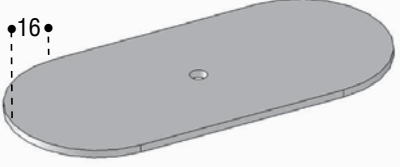
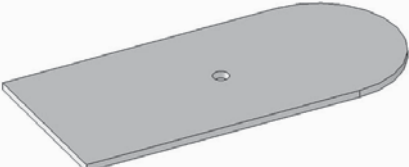
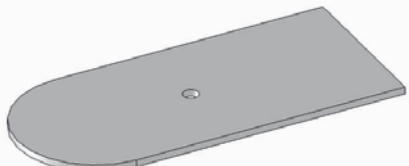
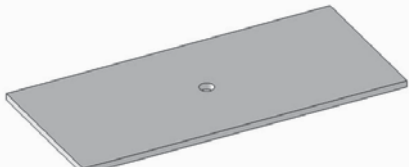
FLUX_US

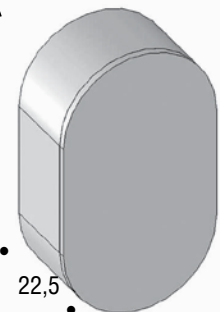
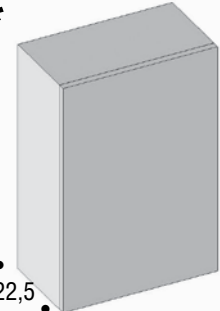

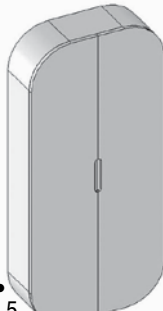

Element	Art.	Width	Height	board w/basin for base unit	CAT.5 crystal glass colours	CAT.6 tecnoril mat/pol.
 <p>crystal-made/tecnoril board w/2 basins</p>	<p>FLT63</p> <p>FLT64</p>	<p>134</p> <p>144</p>	<p>16</p> <p>16</p>	<p>FL41</p> <p>FL42</p>	<p>avail.</p> <p>avail.</p>	<p>avail.</p> <p>avail.</p>
 <p>crystal-made/tecnoril board w/2 basins</p>	<p>FLT65</p> <p>FLT66</p>	<p>134</p> <p>144</p>	<p>16</p> <p>16</p>	<p>FL48</p> <p>FL49</p>	<p>avail.</p> <p>avail.</p>	<p>avail.</p> <p>avail.</p>
 <p>crystal-made/tecnoril board w/2 basins</p>	<p>FLT67</p> <p>FLT68</p>	<p>118</p> <p>128</p>	<p>16</p> <p>16</p>	<p>FL34-FL41-FL48</p> <p>FL35-FL42-FL49</p>	<p>avail.</p> <p>avail.</p>	<p>avail.</p> <p>avail.</p>

CRYSTAL-MADE OR TECNORIL BOARD **52 D.** basins to lean *FLUX_US*

Element	Art.	Width	Height	board w/basin for base unit	CAT.5 crystal glass colours	CAT.6 tecnoril mat/pol.
 <p>crystal-made or tecnoril board</p>	FLT79	90	1,6 - 1,2	FL28-FL50	avail.	avail.
	FLT80	100	1,6 - 1,2	FL29	avail.	avail.
	FLT81	110	1,6 - 1,2	FL30	avail.	avail.
	FLT82	120	1,6 - 1,2	FL31	avail.	avail.
	FLT83	130	1,6 - 1,2	FL32	avail.	avail.
	FLT84	140	1,6 - 1,2	FL33	avail.	avail.
	FLT85	150	1,6 - 1,2	FL34	avail.	avail.
	FLT86	160	1,6 - 1,2	FL35	avail.	avail.
 <p>crystal-made or tecnoril board</p>	FLT87	74	1,6 - 1,2	FL36	avail.	avail.
	FLT88	94	1,6 - 1,2	FL37	avail.	avail.
	FLT89	104	1,6 - 1,2	FL38	avail.	avail.
	FLT90	114	1,6 - 1,2	FL39	avail.	avail.
	FLT91	124	1,6 - 1,2	FL40	avail.	avail.
	FLT92	134	1,6 - 1,2	FL41	avail.	avail.
	FLT93	144	1,6 - 1,2	FL42	avail.	avail.
 <p>crystal-made or tecnoril board</p>	FLT94	74	1,6 - 1,2	FL43	avail.	avail.
	FLT95	94	1,6 - 1,2	FL44	avail.	avail.
	FLT96	104	1,6 - 1,2	FL45	avail.	avail.
	FLT97	114	1,6 - 1,2	FL46	avail.	avail.
	FLT98	124	1,6 - 1,2	FL47	avail.	avail.
	FLT99	134	1,6 - 1,2	FL48	avail.	avail.
	FLT100	144	1,6 - 1,2	FL49	avail.	avail.
 <p>crystal-made or tecnoril board</p>	FLT101	58	1,6 - 1,2	FL28	avail.	avail.
	FLT102	68	1,6 - 1,2	FL29	avail.	avail.
	FLT103	78	1,6 - 1,2	FL30-FL37-FL44	avail.	avail.
	FLT104	88	1,6 - 1,2	FL31-FL38-FL45	avail.	avail.
	FLT105	98	1,6 - 1,2	FL32-FL39-FL46	avail.	avail.
	FLT106	108	1,6 - 1,2	FL33-FL40-FL47	avail.	avail.
	FLT107	118	1,6 - 1,2	FL34-FL41-FL48	avail.	avail.
	FLT108	128	1,6 - 1,2	FL35-FL42-FL49	avail.	avail.






CRYSTAL-MADE OR TECNORIL BOARD **38 D.** basins to lean *FLUX_US*






Element	Art.	Width	Height	board w/basin for base unit	CAT.4 crystal glass colours	CAT.4 tecnoril mat/pol.
 <p>crystal-made or tecnoril board</p>	FLT109	80	1,6 - 1,2	FL2	avail.	avail.
	FLT110	90	1,6 - 1,2	FL3	avail.	avail.
	FLT111	100	1,6 - 1,2	FL4	avail.	avail.
	FLT112	110	1,6 - 1,2	FL5	avail.	avail.
	FLT113	120	1,6 - 1,2	FL6	avail.	avail.
	FLT114	130	1,6 - 1,2	FL7	avail.	avail.
	FLT115	140	1,6 - 1,2	FL8	avail.	avail.
	FLT116	150	1,6 - 1,2	FL9	avail.	avail.
	FLT117	160	1,6 - 1,2	FL10	avail.	avail.
 <p>crystal-made or tecnoril board</p>	FLT118	74	1,6 - 1,2	FL14	avail.	avail.
	FLT119	94	1,6 - 1,2	FL15	avail.	avail.
	FLT120	104	1,6 - 1,2	FL16	avail.	avail.
	FLT300	114	1,6 - 1,2	FL17	avail.	avail.
	FLT121	124	1,6 - 1,2	FL18	avail.	avail.
	FLT122	134	1,6 - 1,2	FL19	avail.	avail.
	FLT123	144	1,6 - 1,2	FL20	avail.	avail.
 <p>crystal-made or tecnoril board</p>	FLT124	74	1,6 - 1,2	FL21	avail.	avail.
	FLT125	94	1,6 - 1,2	FL22	avail.	avail.
	FLT126	104	1,6 - 1,2	FL23	avail.	avail.
	FLT301	114	1,6 - 1,2	FL24	avail.	avail.
	FLT127	124	1,6 - 1,2	FL25	avail.	avail.
	FLT128	134	1,6 - 1,2	FL26	avail.	avail.
	FLT129	144	1,6 - 1,2	FL27	avail.	avail.
 <p>crystal-made or tecnoril board</p>	FLT302	48	1,6 - 1,2	FL2	avail.	avail.
	FLT130	58	1,6 - 1,2	FL3-FL14-FL21	avail.	avail.
	FLT131	68	1,6 - 1,2	FL4	avail.	avail.
	FLT132	78	1,6 - 1,2	FL15-FL22	avail.	avail.
	FLT133	88	1,6 - 1,2	FL6-FL16-FL23	avail.	avail.
	FLT134	98	1,6 - 1,2	FL7-FL17-FL24	avail.	avail.
	FLT135	108	1,6 - 1,2	FL8-FL18-FL25	avail.	avail.
	FLT136	118	1,6 - 1,2	FL9-FL19-FL26	avail.	avail.
	FLT137	128	1,6 - 1,2	FL10-FL20-FL27	avail.	avail.



Element	Art.	Width	Height	Mat Lacq.	Glossy Lacq.	Veneered
<p>*</p>  <p>22,5</p> <p>wall unit 1 door</p>	FLP1	36	62	<p>avail. *avail.</p> <p>* surcharge for mirror door</p>	<p>avail. *avail.</p> <p>* surcharge for mirror door</p>	<p>avail. *avail.</p> <p>* surcharge for mirror door</p>
<p>*</p>  <p>22,5</p> <p>wall unit 1 door</p>	FLP2	36	54	<p>avail. *avail.</p> <p>* surcharge for mirror door</p>	<p>avail. *avail.</p> <p>* surcharge for mirror door</p>	<p>avail. *avail.</p> <p>* surcharge for mirror door</p>
 <p>22,5</p> <p>hanging tall unit, 1 door</p>	FLC1	36	130	<p>avail. *avail.</p> <p>* surcharge for mirror door</p>	<p>avail. *avail.</p> <p>* surcharge for mirror door</p>	<p>avail. *avail.</p> <p>* surcharge for mirror door</p>
 <p>22,5</p> <p>hanging tall unit, 2 doors</p>	FLC2	60	130	avail.	avail.	avail.
 <p>22,5</p> <p>hanging tall unit, 1 door</p>	FLC3	36	150	avail.	avail.	avail.

HANGING TALL UNIT **130 H.**

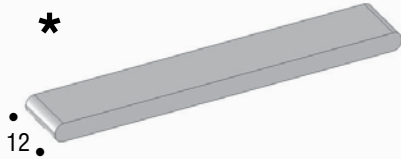
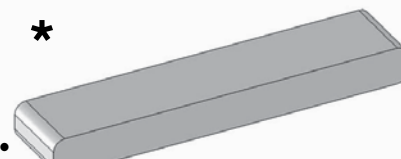
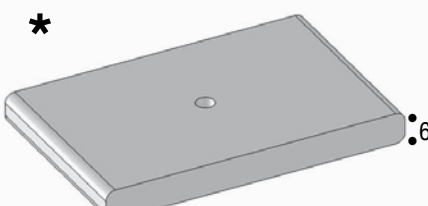
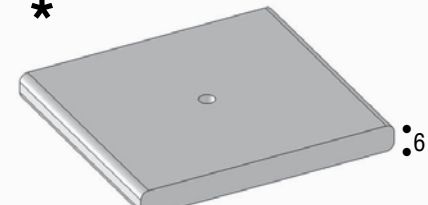

FLUX_US

Element	Art.	Width	Depth	Mat Lacq.	Glossy Lacq.	Veneered
 <p>38 hanging tall unit, 1 door r- opening</p>	FLC4	36	38	avail.	avail.	avail.
 <p>38 hanging tall unit, 1 door l- opening</p>	FLC4-S	36	38	avail.	avail.	avail.
 <p>52 hanging tall unit, 1 door r- opening</p>	FLC5	36	52	avail.	avail.	avail.
 <p>52 hanging tall unit, 1 door l- opening</p>	FLC5-S	36	52	avail.	avail.	avail.
 <p>171 38 38 rotating tall unit w/door +mirror</p>	FLC30	38	38	avail.	avail.	avail.

Element	Art.	Width	Height	€		
 shaped mirror	FLS1	45	82	avail.		
 shaped mirror	FLS2 FLS3 FLS4 FLS5 FLS6 FLS7 FLS8 FLS9 FLS10	80 90 100 110 120 130 140 150 160	54 54 54 54 54 54 54 54 54	avail. avail. avail. avail. avail. avail. avail. avail. avail.		
 shaped mirror	FLS11 FLS12 FLS13 FLS14 FLS15 FLS16	74 94 104 124 134 144	54 54 54 54 54 54	avail. avail. avail. avail. avail. avail.		
 shaped mirror	FLS17 FLS18 FLS19 FLS20 FLS21 FLS22	74 94 104 124 134 144	54 54 54 54 54 54	avail. avail. avail. avail. avail. avail.		
 shaped mirror	FLS23	90	72	avail.		

Element	Art.	Width	Height	Mat Lacq.	Glossy Lacq.	Veneered
<p>*</p>  <p>wall unit w/ flap mirror door</p>	<p>FLS24</p> <p>FLS25</p>	<p>90</p> <p>120</p>	<p>54</p> <p>54</p>	<p>avail.</p> <p>avail.</p>	<p>avail.</p> <p>avail.</p>	<p>avail.</p> <p>avail.</p>
<p>*</p>  <p>wall unit w/ flap mirror door</p>	<p>FLS27</p> <p>FLS28</p>	<p>90</p> <p>120</p>	<p>54</p> <p>54</p>	<p>avail.</p> <p>avail.</p>	<p>avail.</p> <p>avail.</p>	<p>avail.</p> <p>avail.</p>
				<p>* Only applique lamps Art. FX1, FX2, Essential4, CAS1, CAS2 can be fitted on wall units art ART. FLS24, FLS25, FLS27, FLS28.</p>		

SHELVES, TOPS AND APPLIQUE LAMPS

Element	Art.	Width	Height	Mat Lacq.	Glossy Lacq.	
 <p>12</p> <p>mdf-made lacquered shelf</p>	FLM1	32	4	avail.	avail.	*surcharge for chromed brass bar for towel (Art. MP5) € XX *Prices include wall mounting structure
	FLM2	45	4	avail.	avail.	
	FLM3	55	4	avail.	avail.	
	FLM4	75	4	avail.	avail.	
	FLM5	90	4	avail.	avail.	
 <p>12</p> <p>mdf-made lacquered shelf</p>	FLM6	32	6	avail.	avail.	*surcharge for chromed brass bar for towel (Art. MP5) € XX *Prices include wall mounting structure
	FLM7	45	6	avail.	avail.	
	FLM8	55	6	avail.	avail.	
	FLM9	75	6	avail.	avail.	
	FLM10	90	6	avail.	avail.	
 <p>6</p> <p>top, 6 cm thick, 37 cm deep</p>	FLM11	80	6	avail.	avail.	*surcharge for chromed brass bar for towel (Art. MP5) € XX *Prices include wall mounting structure
	FLM12	90	6	avail.	avail.	
	FLM13	105	6	avail.	avail.	
	FLM14	115	6	avail.	avail.	
	FLM15	125	6	avail.	avail.	
	FLM16	135	6	avail.	avail.	
	FLM17	145	6	avail.	avail.	
 <p>6</p> <p>top, 6 cm thick, 52,5 cm deep</p>	FLM18	80	6	avail.	avail.	*surcharge for chromed brass bar for towel (Art. MP5) € XX *Prices include wall mounting structure
	FLM19	90	6	avail.	avail.	
	FLM20	105	6	avail.	avail.	
	FLM21	115	6	avail.	avail.	
	FLM22	125	6	avail.	avail.	
	FLM23	135	6	avail.	avail.	
	FLM24	145	6	avail.	avail.	
	FLM25	160	6	avail.	avail.	
 <p>230V - 60W</p> <p>230V - 100W</p> <p>applique lamp, connection wall/mirror</p>	*FX1	10	4	avail.	*with connection to the mirror	
	**FX1M	10	4	avail.	**with connection to the wall	
	*FX2	25	4	avail.	*with connection to the mirror	
	**FX2M	25	4	avail.	**with connection to the wall	